



Wakefield Park Raceway

Round 3 : April 16 - 18



ASBK.COM.AU f t i y

AUSTRALIAN SUPERSPORT CHAMPIONSHIP

Practice 1


Date: 16/04/21
 Event: P03
 Weather: Mostly sunny - Temp: 15.1C
 Track: Dry - Temp: 25.0C


Started at: 09:51:16
 Laps: 25 Min
 Starters: 17
 Printed at: 10:29


CLASSIFICATION

Pos	No	Name	Machine	Fastest Lap	On Lap	Behind Leader	Behind Prev
1	17	Broc PEARSON (QLD) / YRD / Yamaha Motor Aust. / City2Surf Locksmith	Yamaha YZF-R6	59.682	19 of 19		
2	26	Tom EDWARDS (NSW) / Bikebiz / Andrea Homes	Yamaha YZF-R6	59.983	13 of 13	.301	.301
3	42	Jack PASSFIELD (NSW) / Stay Upright Rider Training / MCC Security / Dmoto / GASD Suspension	Yamaha YZF-R6	1:00.237	17 of 17	.555	.254
4	127	Max STAUFFER (NSW) / GTR MotoStars Team / RS&C / Doctor Mak / Yamaha / YRD / Link / Pirelli	Yamaha YZF-R6	1:00.416	20 of 22	.734	.179
5	39	Scott NICHOLSON (VIC) / Traction Control M-sport / G. Williams Motorcycle Eng. / RST Moto / KYT	Yamaha YZF-R6	1:00.739	14 of 18	1.057	.323
6	46	Aidan HAYES (NSW) / Hayes Johnston PL / Hayes Electrical / YRD / Sheppards Diesel / West Sliders	Yamaha YZF-R6	1:00.786	17 of 21	1.104	.047
7	86	Dallas SKEER (SA) / Penrite Oils / Barry Francis M-c / Suzuki Aust. / Stefs T-port / Nolan Helmets	Suzuki GSXR	1:00.818	18 of 18	1.136	.032
8	68	Luke POWER (VIC) / Proworx / Blayney M-cycles / Well Sprung M-cycle Suspension / Penrite Oils	Kawasaki ZX6R	1:01.028	15 of 17	1.346	.210
9	12	Joel TAYLOR (NSW) / JMT Civil / YRD	Yamaha YZF-R6	1:01.432	10 of 16	1.750	.404
10	44	Tom BRAMICH (VIC) / Apex / The Bare Bird / Nolan Helmets / Ricondi	Yamaha YZF-R6	1:01.649	16 of 20	1.967	.217
11	74	Timothy LARGE (VIC) / Race Center/ The Grinning Dingo /Ari Helmets / Coach Campbell	Suzuki GSXR	1:01.875	10 of 11	2.193	.226
12	96	Luke MITCHELL (NSW) / JNL Racing Yamaha	Yamaha YZF-R6	1:02.014	21 of 23	2.332	.139
13	61	Rhys BELLING (VIC) / LXI Racing / Yamaha Aust. / The Grinning Dingo / XXX-Rated Suspension	Yamaha YZF-R6	1:02.212	21 of 23	2.530	.198
14	58	Mitch KUHNE (QLD) / Shark Leathers / Phresh Ink / NO FOMO Fit / Red Bull / Nolan/X-Lite Helmets	Yamaha YZF-R6	1:02.900	13 of 22	3.218	.688
15	10	Noel MAHON (VIC) / Ross Services / Aark Suspension & Tuning	Kawasaki ZX6R	1:03.140	19 of 21	3.458	.240
16	23	Ryan SELLEN (NSW) / Two Wheel Obsession / Security Solutions	Yamaha YZF-R6	1:04.830	10 of 21	5.148	1.690
17	308	John LYTRAS (QLD) / Caboolture Yamaha / Peregrine / AGV / TCX / Pirelli / RK / Motul / YRD	Yamaha YZF-R6	1:06.436	2 of 2	6.754	1.606

Current qualifying record for SS class - 59.050 by Cru HALLIDAY (NSW) on a Yamaha YZF- R6 set on 16/03/18


 Chief Timekeeper - Scott Laing


 Race Director - Tom Williams


 Clerk of Course - Paul Hinds



www.computime.com.au
 COMPUTIME RACE TIMING SYSTEMS PTY LTD





Wakefield Park Raceway

Round 3 : April 16 - 18



ASBK.COM.AU f t i y

AUSTRALIAN SUPERSPORT CHAMPIONSHIP


Practice 1

Date: 16/04/21
 Event: P03
 Weather: Mostly sunny - Temp: 15.1C
 Track: Dry - Temp: 25.0C


Started at: 09:51:16
 Laps: 25 Min
 Starters: 17
 Printed at: 10:29

LAP TIMES

No	Name	Lap 1	Lap 2	Lap 3	Lap 4	Lap 5	Lap 6	Lap 7	Lap 8	Lap 9	Lap 10
10	Noel MAHON (VIC)	1:24.164	1:08.800	1:07.261	1:05.945	2:42.886	7:30.230	1:16.215	1:05.209	1:05.187	1:04.512
10		1:04.411	1:04.345	1:04.576	1:04.154	1:03.930	1:03.607	2:25.216	1:14.798	1:03.140	1:03.865
20		1:03.273									
12	Joel TAYLOR (NSW)	1:15.050	1:04.245	1:03.010	1:02.179	8:50.288	1:12.488	1:02.320	1:02.401	1:01.849	1:01.432
10		1:01.480	5:25.986	1:14.676	1:02.409	1:01.516	1:01.604				
17	Broc PEARSON (QLD)	1:17.816	1:03.656	1:02.762	1:01.662	1:01.244	1:00.808	9:08.039	1:17.735	1:02.294	1:01.905
10		1:00.866	1:00.264	1:00.254	1:02.302	59.931	1:00.940	1:00.075	1:01.082	59.682	
23	Ryan SELLEN (NSW)	1:16.128	1:06.140	1:05.874	1:05.583	1:04.920	1:06.822	8:37.012	1:16.025	1:18.553	1:04.830
10		1:05.015	1:05.220	1:05.249	1:05.291	1:04.831	1:05.349	1:05.896	1:05.782	1:05.313	2:52.258
20		1:22.239									
26	Tom EDWARDS (NSW)	1:20.010	1:05.231	1:03.586	1:02.072	1:01.162	1:01.050	8:03.772	1:10.441	1:01.432	1:00.152
10		1:00.403	1:00.153	59.983							
39	Scott NICHOLSON (VIC)	1:12.893	1:06.295	1:03.385	1:02.773	1:02.100	1:01.555	8:52.635	1:11.957	1:02.589	1:39.620
10		1:12.604	1:01.534	1:00.944	1:00.739	1:01.109	3:31.949	1:17.697	1:01.749		
42	Jack PASSFIELD (NSW)	1:13.797	1:02.845	1:01.882	1:01.410	10:12.790	1:15.330	1:03.274	1:01.398	1:00.756	1:01.520
10		1:00.814	2:15.500	1:14.608	1:01.910	1:01.208	1:00.840	1:00.237			
44	Tom BRAMICH (VIC)	1:18.890	1:05.064	1:04.289	1:03.773	1:04.160	1:03.572	8:37.963	1:17.655	1:02.879	1:02.964
10		1:02.141	1:02.104	2:42.307	1:13.840	1:02.186	1:01.649	1:01.831	1:01.754	2:18.784	1:15.169
46	Aidan HAYES (NSW)	1:15.093	1:03.491	1:03.789	1:02.145	1:01.929	1:05.606	9:14.863	1:15.662	1:01.643	1:03.060
10		1:01.140	1:02.190	1:01.920	1:01.579	1:01.076	1:01.035	1:00.786	1:01.223	1:01.554	1:01.111
20		1:29.222									
58	Mitch KUHNE (QLD)	1:14.544	1:05.684	1:05.084	1:04.103	1:03.561	1:03.261	1:03.282	8:25.008	1:12.965	1:04.405
10		1:03.795	1:03.127	1:02.900	1:07.925	1:03.512	1:03.200	1:03.078	1:03.217	1:05.139	2:53.206
20		1:19.563	1:07.875								
61	Rhys BELLING (VIC)	1:16.593	1:06.015	1:05.674	1:06.515	1:04.810	1:03.844	1:04.463	8:13.533	1:15.343	1:03.372
10		1:02.673	1:03.068	1:03.005	1:02.554	1:02.683	1:02.884	1:03.430	1:03.108	1:07.180	1:02.536
20		1:02.212	1:30.415	1:13.853							
68	Luke POWER (VIC)	1:15.174	1:03.771	1:03.564	1:02.459	1:09.526	1:02.981	8:23.053	1:12.603	1:02.526	1:02.443
10		1:01.679	1:01.345	1:01.504	1:01.346	1:01.028	1:01.064	1:01.191			
74	Timothy LARGE (VIC)	1:17.992	1:07.703	1:05.047	1:04.892	1:03.415	8:26.133	1:11.959	1:05.205	1:02.631	1:01.875
10		5:29.786									
86	Dallas SKEER (SA)	1:14.214	1:04.430	1:03.682	1:03.879	1:02.446	1:02.242	8:18.607	1:10.979	1:02.458	1:02.206
10		1:01.706	1:01.602	1:01.405	1:01.551	1:01.652	1:01.129	1:01.416	1:00.818		
96	Luke MITCHELL (NSW)	1:16.552	1:08.625	1:06.588	1:06.449	1:04.767	1:03.978	1:03.527	8:08.728	1:14.672	1:03.111
10		1:02.774	1:02.973	1:02.512	1:02.541	1:02.536	2:22.686	1:18.497	1:04.053	1:02.278	1:02.066
20		1:02.014	1:02.157	1:06.542							
127	Max STAUFFER (NSW)	1:14.850	1:03.066	1:04.678	1:01.983	1:01.170	1:01.142	8:55.846	1:12.529	1:02.124	1:00.742
10		1:00.831	1:00.653	2:21.786	1:10.382	1:00.988	1:00.649	1:01.812	1:00.834	1:01.993	1:00.416
20		1:00.582	1:01.976								
308	John LYTRAS (QLD)	1:14.530	1:06.436								


 Chief Timekeeper - Scott Lang


 Race Director - Tom Williams


 Clerk of Course - Paul Hinds





Wakefield Park Raceway

Round 3 : April 16 - 18



ASBK.COM.AU f t i y

AUSTRALIAN SUPERSPORT CHAMPIONSHIP

Practice 1

Date: 16/04/21
 Event: P03
 Weather: Mostly sunny - Temp: 15.1C
 Track: Dry - Temp: 25.0C

Started at: 09:51:16
 Laps: 25 Min
 Starters: 17
 Printed at: 10:29

SPLIT TIMES

Lap	Split 1	Split 2	Split 3	Lap Time	Lap	Split 1	Split 2	Split 3	Lap Time
10 Noel MAHON (VIC) (15th)					4	16.715	23.528	21.419	1:01.662
1	31.383	28.635	24.146	1:24.164 P	5	16.463	23.444	21.337	1:01.244
2	19.500	26.301	22.999	1:08.800	6	16.403	23.205	21.200	1:00.808
3	19.145	25.446	22.670	1:07.261	7	17.638	24.759	8:25.642	9:08.039
4	18.620	25.052	22.273	1:05.945	8	30.289	25.155	22.291	1:17.735 P
5	18.436	24.911	1:59.539	2:42.886	9	16.964	23.879	21.451	1:02.294
6				7:30.230 P	10	16.321	23.663	21.921	1:01.905
7	27.491	25.822	22.902	1:16.215 P	11	16.529	23.110	21.227	1:00.866
8	18.249	24.715	22.245	1:05.209	12	16.245	22.907	21.112	1:00.264
9	18.025	25.193	21.969	1:05.187	13	16.309	22.854	21.091	1:00.254
10	17.855	24.627	22.030	1:04.512	14	17.088	23.928	21.286	1:02.302
11	17.860	24.493	22.058	1:04.411	15	16.161	22.730	21.040	59.931
12	17.679	24.577	22.089	1:04.345	16	16.447	23.170	21.323	1:00.940
13	17.891	24.590	22.095	1:04.576	17	16.100	22.820	21.155	1:00.075
14	17.873	24.490	21.791	1:04.154	18	16.741	23.132	21.209	1:01.082
15	17.504	24.405	22.021	1:03.930	19	16.066	22.662	20.954	59.682
16	17.532	24.090	21.985	1:03.607	23 Ryan SELLEN (NSW) (16th)				
17	18.039	24.826	1:42.351	2:25.216	1	25.895	26.874	23.359	1:16.128 P
18	28.278	24.459	22.061	1:14.798 P	2	18.252	25.333	22.555	1:06.140
19	17.563	23.978	21.599	1:03.140	3	17.788	25.229	22.857	1:05.874
20	17.576	24.279	22.010	1:03.865	4	18.019	25.016	22.548	1:05.583
21	17.312	24.121	21.840	1:03.273	5	17.473	24.847	22.600	1:04.920
12 Joel TAYLOR (NSW) (9th)					6	17.480	25.369	23.973	1:06.822
1	27.147	25.398	22.505	1:15.050 P	7	17.533	27.850	7:51.629	8:37.012
2	17.814	24.418	22.013	1:04.245	8	27.094	26.007	22.924	1:16.025 P
3	17.153	23.982	21.875	1:03.010	9		55.616	22.937	1:18.553
4	16.970	23.587	21.622	1:02.179	10	17.524	24.817	22.489	1:04.830
5	16.802	23.552	8:09.934	8:50.288	11	17.458	25.039	22.518	1:05.015
6	26.484	24.206	21.798	1:12.488 P	12	17.376	25.311	22.533	1:05.220
7	16.927	23.834	21.559	1:02.320	13	17.530	25.197	22.522	1:05.249
8	16.860	23.489	22.052	1:02.401	14	17.392	25.206	22.693	1:05.291
9	16.876	23.525	21.448	1:01.849	15	17.666	24.709	22.456	1:04.831
10	16.769	23.260	21.403	1:01.432	16	17.531	25.025	22.793	1:05.349
11	16.730	23.340	21.410	1:01.480	17	17.944	25.253	22.699	1:05.896
12	16.592	23.995	4:45.399	5:25.986	18	17.894	25.132	22.756	1:05.782
13	27.953	24.624	22.099	1:14.676 P	19	17.551	24.969	22.793	1:05.313
14	16.965	23.754	21.690	1:02.409	20	17.445	25.748	2:09.065	2:52.258
15	16.716	23.313	21.487	1:01.516	21	24.540	34.876	22.823	1:22.239 P
16	16.659	23.508	21.437	1:01.604	26 Tom EDWARDS (NSW) (2nd)				
17 Broc PEARSON (QLD) (1st)					1	28.572	27.629	23.809	1:20.010 P
1	27.590	27.100	23.126	1:17.816 P	2	18.040	24.725	22.466	1:05.231
2	17.402	24.295	21.959	1:03.656	3	17.487	24.033	22.066	1:03.586
3	17.267	23.822	21.673	1:02.762	4	16.887	23.372	21.813	1:02.072

Scott Laing
 Chief Timekeeper - Scott Laing

Tom Williams
 Race Director - Tom Williams

Paul Hinds
 Clerk of Course - Paul Hinds



www.computime.com.au
 COMPUTIME RACE TIMING SYSTEMS PTY LTD





Wakefield Park Raceway

Round 3 : April 16 - 18



ASBK.COM.AU f t i y

AUSTRALIAN SUPERSPORT CHAMPIONSHIP

Practice 1

Date: 16/04/21
 Event: P03
 Weather: Mostly sunny - Temp: 15.1C
 Track: Dry - Temp: 25.0C

Started at: 09:51:16
 Laps: 25 Min
 Starters: 17
 Printed at: 10:29

SPLIT TIMES

Lap	Split 1	Split 2	Split 3	Lap Time	Lap	Split 1	Split 2	Split 3	Lap Time
5	16.516	23.056	21.590	1:01.162	15	16.769	23.038	21.401	1:01.208
6	16.396	23.019	21.635	1:01.050	16	16.335	23.126	21.379	1:00.840
7	17.490	23.921	7:22.361	8:03.772	17	<u>16.253</u>	<u>22.827</u>	<u>21.157</u>	<u>1:00.237</u>
8	25.179	23.585	21.677	1:10.441 P	44 Tom BRAMICH (VIC) (10th)				
9	16.315	23.567	21.550	1:01.432	1	28.162	27.471	23.257	1:18.890 P
10	<u>16.123</u>	22.725	21.304	1:00.152	2	17.827	25.010	22.227	1:05.064
11	16.229	22.816	21.358	1:00.403	3	17.484	24.863	21.942	1:04.289
12	16.152	22.642	21.359	1:00.153	4	17.236	24.656	21.881	1:03.773
13	16.147	<u>22.545</u>	<u>21.291</u>	<u>59.983</u>	5	17.159	24.702	22.299	1:04.160
39 Scott NICHOLSON (VIC) (5th)					6	17.662	24.309	21.601	1:03.572
1	25.233	25.219	22.441	1:12.893 P	7	16.860	25.159	7:55.944	8:37.963
2	19.749	24.561	21.985	1:06.295	8	30.569	25.028	22.058	1:17.655 P
3	17.031	24.443	21.911	1:03.385	9	16.917	24.131	21.831	1:02.879
4	17.465	23.685	21.623	1:02.773	10	16.977	24.348	21.639	1:02.964
5	16.792	23.675	21.633	1:02.100	11	16.798	23.765	21.578	1:02.141
6	16.772	23.428	21.355	1:01.555	12	16.883	23.711	21.510	1:02.104
7	16.563	24.048	8:12.024	8:52.635	13	17.339	25.157	1:59.811	2:42.307
8	26.104	23.919	21.934	1:11.957 P	14	27.584	24.571	21.685	1:13.840 P
9	17.125	23.783	21.681	1:02.589	15	16.908	23.817	21.461	1:02.186
10	17.105	24.644	57.871	1:39.620	16	16.716	<u>23.529</u>	<u>21.404</u>	<u>1:01.649</u>
11	27.193	23.776	21.635	1:12.604 P	17	16.838	23.568	21.425	1:01.831
12	16.744	23.411	21.379	1:01.534	18	<u>16.709</u>	23.575	21.470	1:01.754
13	<u>16.525</u>	23.107	21.312	1:00.944	19	16.758	25.136	1:36.890	2:18.784
14	16.596	<u>22.940</u>	<u>21.203</u>	<u>1:00.739</u>	20	29.212	24.356	21.601	1:15.169 P
15	16.566	23.085	21.458	1:01.109	46 Aidan HAYES (NSW) (6th)				
16	16.634	23.174	2:52.141	3:31.949	1	27.280	25.125	22.688	1:15.093 P
17	31.732	24.105	21.860	1:17.697 P	2	16.940	24.191	22.360	1:03.491
18	16.841	23.450	21.458	1:01.749	3	17.525	23.995	22.269	1:03.789
42 Jack PASSFIELD (NSW) (3rd)					4	16.798	23.420	21.927	1:02.145
1	26.958	24.794	22.045	1:13.797 P	5	16.756	23.532	21.641	1:01.929
2	17.352	23.866	21.627	1:02.845	6	17.400	26.184	22.022	1:05.606
3	16.659	23.482	21.741	1:01.882	7	16.567	24.535	8:33.761	9:14.863
4	16.597	23.305	21.508	1:01.410	8	28.763	24.864	22.035	1:15.662 P
5	16.657	23.484	9:32.649	10:12.790	9	16.617	23.470	21.556	1:01.643
6	26.942	25.629	22.759	1:15.330 P	10	18.214	23.186	21.660	1:03.060
7	17.596	23.873	21.805	1:03.274	11	16.487	23.006	21.647	1:01.140
8	16.764	23.272	21.362	1:01.398	12	16.740	23.652	21.798	1:02.190
9	16.491	23.004	21.261	1:00.756	13	16.740	23.527	21.653	1:01.920
10	16.452	23.171	21.897	1:01.520	14	16.492	23.519	21.568	1:01.579
11	16.454	23.026	21.334	1:00.814	15	16.522	23.138	<u>21.416</u>	1:01.076
12	16.931	24.037	1:34.532	2:15.500	16	16.412	23.122	21.501	1:01.035
13	28.429	24.125	22.054	1:14.608 P	17	16.458	<u>22.883</u>	21.445	<u>1:00.786</u>
14	17.139	23.338	21.433	1:01.910	18	<u>16.401</u>	23.153	21.669	1:01.223

Scott Laing
 Chief Timekeeper - Scott Laing

Tom Williams
 Race Director - Tom Williams

Paul Hinds
 Clerk of Course - Paul Hinds



www.computime.com.au
 COMPUTIME RACE TIMING SYSTEMS PTY LTD





Wakefield Park Raceway

Round 3 : April 16 - 18



ASBK.COM.AU f t i y

AUSTRALIAN SUPERSPORT CHAMPIONSHIP

Practice 1

Date: 16/04/21
 Event: P03
 Weather: Mostly sunny - Temp: 15.1C
 Track: Dry - Temp: 25.0C

Started at: 09:51:16
 Laps: 25 Min
 Starters: 17
 Printed at: 10:29

SPLIT TIMES

Lap	Split 1	Split 2	Split 3	Lap Time	Lap	Split 1	Split 2	Split 3	Lap Time
19	16.624	23.464	21.466	1:01.554	17	17.295	24.292	21.843	1:03.430
20	16.586	22.970	21.555	1:01.111	18	17.056	24.187	21.865	1:03.108
21	16.462	22.915	49.845	1:29.222	19	19.490	25.173	22.517	1:07.180
58 Mitch KUHNE (QLD) (14th)					20	16.841	24.204	21.491	1:02.536
1	23.903	27.417	23.224	1:14.544 P	21	16.853	23.795	21.564	1:02.212
2	18.349	24.854	22.481	1:05.684	22	16.979	23.707	49.729	1:30.415
3	18.268	24.611	22.205	1:05.084	23	26.743	25.252	21.858	1:13.853 P
4	17.767	24.156	22.180	1:04.103	68 Luke POWER (VIC) (8th)				
5	17.284	24.313	21.964	1:03.561	1	26.968	25.606	22.600	1:15.174 P
6	17.083	24.259	21.919	1:03.261	2	17.597	24.218	21.956	1:03.771
7	17.122	24.063	22.097	1:03.282	3	17.923	23.827	21.814	1:03.564
8	19.801	27.039	7:38.168	8:25.008	4	16.761	24.137	21.561	1:02.459
9	26.509	24.465	21.991	1:12.965 P	5		47.371	22.155	1:09.526
10	17.414	24.313	22.678	1:04.405	6	17.006	24.221	21.754	1:02.981
11	17.298	24.611	21.886	1:03.795	7	21.827	24.754	7:36.472	8:23.053
12	17.165	24.169	21.793	1:03.127	8	25.782	24.631	22.190	1:12.603 P
13	17.070	23.872	21.958	1:02.900	9	17.050	23.909	21.567	1:02.526
14	20.306	24.445	23.174	1:07.925	10	17.112	23.845	21.486	1:02.443
15	17.325	24.111	22.076	1:03.512	11	16.828	23.374	21.477	1:01.679
16	17.178	24.088	21.934	1:03.200	12	16.578	23.507	21.260	1:01.345
17	17.223	24.023	21.832	1:03.078	13	16.799	23.404	21.301	1:01.504
18	17.107	24.118	21.992	1:03.217	14	16.733	23.325	21.288	1:01.346
19	17.797	24.691	22.651	1:05.139	15	16.567	23.181	21.280	1:01.028
20	17.275	26.160	2:09.771	2:53.206	16	16.584	23.207	21.273	1:01.064
21	29.931	26.763	22.869	1:19.563 P	17	16.701	23.244	21.246	1:01.191
22	18.242	26.369	23.264	1:07.875	74 Timothy LARGE (VIC) (11th)				
61 Rhys BELLING (VIC) (13th)					1	28.184	26.441	23.367	1:17.992 P
1	26.452	26.469	23.672	1:16.593 P	2	18.511	26.435	22.757	1:07.703
2	18.291	25.069	22.655	1:06.015	3	18.844	24.321	21.882	1:05.047
3	18.185	25.201	22.288	1:05.674	4	18.655	24.519	21.718	1:04.892
4	19.439	24.877	22.199	1:06.515	5	17.722	23.918	21.775	1:03.415
5	17.656	24.781	22.373	1:04.810	6	17.457	24.975	7:43.701	8:26.133
6	17.683	24.360	21.801	1:03.844	7	25.617	24.073	22.269	1:11.959 P
7	17.439	24.615	22.409	1:04.463	8	18.363	24.882	21.960	1:05.205
8	20.178	25.205	7:28.150	8:13.533	9	17.610	23.522	21.499	1:02.631
9	28.559	24.914	21.870	1:15.343 P	10	16.975	23.387	21.513	1:01.875
10	17.384	24.245	21.743	1:03.372	11	17.216	23.902	4:48.668	5:29.786
11	16.942	24.140	21.591	1:02.673	86 Dallas SKEER (SA) (7th)				
12	17.181	24.170	21.717	1:03.068	1	25.118	26.480	22.616	1:14.214 P
13	17.093	24.079	21.833	1:03.005	2	17.888	24.580	21.962	1:04.430
14	16.949	23.964	21.641	1:02.554	3	17.152	24.321	22.209	1:03.682
15	16.953	23.996	21.734	1:02.683	4	17.791	24.101	21.987	1:03.879
16	17.102	23.938	21.844	1:02.884					

Scott Laing
 Chief Timekeeper - Scott Laing

Tom Williams
 Race Director - Tom Williams

Paul Hinds
 Clerk of Course - Paul Hinds



www.computime.com.au
 COMPUTIME RACE TIMING SYSTEMS PTY LTD





Wakefield Park Raceway

Round 3 : April 16 - 18



ASBK.COM.AU f t i y

AUSTRALIAN SUPERSPORT CHAMPIONSHIP

Practice 1

Date: 16/04/21
 Event: P03
 Weather: Mostly sunny - Temp: 15.1C
 Track: Dry - Temp: 25.0C

Started at: 09:51:16
 Laps: 25 Min
 Starters: 17
 Printed at: 10:29

SPLIT TIMES

Lap	Split 1	Split 2	Split 3	Lap Time	Lap	Split 1	Split 2	Split 3	Lap Time
5	16.794	24.013	21.639	1:02.446	20	16.895	23.637	21.534	1:02.066
6	16.762	23.815	21.665	1:02.242	21	16.778	23.718	21.518	1:02.014
7	16.745	24.292	7:37.570	8:18.607	22	16.703	23.846	21.608	1:02.157
8	24.944	24.279	21.756	1:10.979 P	23	17.309	25.957	23.276	1:06.542
9	16.949	23.976	21.533	1:02.458	127 Max STAUFFER (NSW) (4th)				
10	16.835	23.877	21.494	1:02.206	1	27.340	25.439	22.071	1:14.850 P
11	16.531	23.754	21.421	1:01.706	2	17.241	24.327	21.498	1:03.066
12	16.550	23.513	21.539	1:01.602	3	17.365	25.351	21.962	1:04.678
13	16.583	23.394	21.428	1:01.405	4	16.857	23.737	21.389	1:01.983
14	16.545	23.423	21.583	1:01.551	5	16.569	23.422	21.179	1:01.170
15	16.681	23.470	21.501	1:01.652	6	16.496	23.479	21.167	1:01.142
16	16.515	23.263	21.351	1:01.129	7	16.547	24.420	8:14.879	8:55.846
17	16.851	23.215	21.350	1:01.416	8	26.536	24.051	21.942	1:12.529 P
18	16.477	23.093	21.248	1:00.818	9	16.685	24.093	21.346	1:02.124
96 Luke MITCHELL (NSW) (12th)					10	16.498	23.217	21.027	1:00.742
1	23.771	28.294	24.487	1:16.552 P	11	16.485	23.253	21.093	1:00.831
2	19.412	25.993	23.220	1:08.625	12	16.485	23.138	21.030	1:00.653
3	18.300	25.562	22.726	1:06.588	13	16.445	23.563	1:41.778	2:21.786
4	18.622	25.177	22.650	1:06.449	14	25.180	23.669	21.533	1:10.382 P
5	17.758	24.882	22.127	1:04.767	15	16.534	23.338	21.116	1:00.988
6	17.706	24.386	21.886	1:03.978	16	16.515	23.125	21.009	1:00.649
7	17.316	24.296	21.915	1:03.527	17	16.660	23.557	21.595	1:01.812
8	19.777	27.527	7:21.424	8:08.728	18	16.526	23.198	21.110	1:00.834
9	26.928	25.240	22.504	1:14.672 P	19	16.603	23.852	21.538	1:01.993
10	17.472	23.991	21.648	1:03.111	20	16.281	23.149	20.986	1:00.416
11	17.083	24.058	21.633	1:02.774	21	16.470	23.099	21.013	1:00.582
12	17.083	24.180	21.710	1:02.973	22	16.511	24.060	21.405	1:01.976
13	16.908	23.851	21.753	1:02.512	308 John LYTRAS (QLD) (17th)				
14	16.990	23.818	21.733	1:02.541	1	25.051	26.463	23.016	1:14.530 P
15	16.972	23.911	21.653	1:02.536	2	17.868	25.217	23.351	1:06.436
16	16.952	24.649	1:41.085	2:22.686					
17	30.554	25.658	22.285	1:18.497 P					
18	17.541	24.341	22.171	1:04.053					
19	16.897	23.755	21.626	1:02.278					

Scott Lang
 Chief Timekeeper - Scott Lang

Tom Williams
 Race Director - Tom Williams

Paul Hinds
 Clerk of Course - Paul Hinds



www.computime.com.au
 COMPUTIME RACE TIMING SYSTEMS PTY LTD





Wakefield Park Raceway

Round 3 : April 16 - 18



ASBK.COM.AU f t i y

AUSTRALIAN SUPERSPORT CHAMPIONSHIP

Practice 1

Date: 16/04/21
 Event: P03
 Weather: Mostly sunny - Temp: 15.1C
 Track: Dry - Temp: 25.0C

Started at: 09:51:16
 Laps: 25 Min
 Starters: 17
 Printed at: 10:29

FASTEST LAPS SEQUENCE

Race Time	No	Name	Machine	Fastest Lap	On Lap
1:16.386	58	Mitch KUHNE (QLD)	Yamaha YZF-R6	1:14.544	1
1:51.162	39	Scott NICHOLSON (VIC)	Yamaha YZF-R6	1:12.893	1
2:22.070	58	Mitch KUHNE (QLD)	Yamaha YZF-R6	1:05.684	2
2:52.906	46	Aidan HAYES (NSW)	Yamaha YZF-R6	1:03.491	2
2:54.394	127	Max STAUFFER (NSW)	Yamaha YZF-R6	1:03.066	2
4:16.132	17	Broc PEARSON (QLD)	Yamaha YZF-R6	1:02.762	3
4:58.840	46	Aidan HAYES (NSW)	Yamaha YZF-R6	1:02.145	4
5:01.055	127	Max STAUFFER (NSW)	Yamaha YZF-R6	1:01.983	4
5:17.794	17	Broc PEARSON (QLD)	Yamaha YZF-R6	1:01.662	4
6:02.225	127	Max STAUFFER (NSW)	Yamaha YZF-R6	1:01.170	5
6:22.702	26	Tom EDWARDS (NSW)	Yamaha YZF-R6	1:01.162	5
7:03.367	127	Max STAUFFER (NSW)	Yamaha YZF-R6	1:01.142	6
7:19.846	17	Broc PEARSON (QLD)	Yamaha YZF-R6	1:00.808	6
18:39.549	26	Tom EDWARDS (NSW)	Yamaha YZF-R6	1:00.152	10
21:40.088	26	Tom EDWARDS (NSW)	Yamaha YZF-R6	59.983	13
24:53.436	17	Broc PEARSON (QLD)	Yamaha YZF-R6	59.931	15
28:55.215	17	Broc PEARSON (QLD)	Yamaha YZF-R6	59.682	19

Scott Laing
 Chief Timekeeper - Scott Laing

Tom Williams
 Race Director - Tom Williams

Paul Hinds
 Clerk of Course - Paul Hinds



www.computime.com.au
 COMPUTIME RACE TIMING SYSTEMS PTY LTD





Wakefield Park Raceway

Round 3 : April 16 - 18



ASBK.COM.AU f t i y

AUSTRALIAN SUPERSPORT CHAMPIONSHIP

Practice 1

Date: 16/04/21
 Event: P03
 Weather: Mostly sunny - Temp: 15.1C
 Track: Dry - Temp: 25.0C

Started at: 09:51:16
 Laps: 25 Min
 Starters: 17
 Printed at: 10:29

BEST PARTIAL TIMES

Pos	Split 1		Split 2		Split 3		LAP		Ideal	Fastest
	Name	Time	Name	Time	Name	Time	Name	Time		
1	B. PEARSON	16.066	T. EDWARDS	22.545	B. PEARSON	20.954	B. PEARSON	59.682	59.682	
2	T. EDWARDS	16.123	B. PEARSON	22.662	M. STAUFFER	20.986	T. EDWARDS	59.959	59.983	
3	J. PASSFIELD	16.253	J. PASSFIELD	22.827	J. PASSFIELD	21.157	J. PASSFIELD	1:00.237	1:00.237	
4	M. STAUFFER	16.281	A. HAYES	22.883	S. NICHOLSON	21.203	M. STAUFFER	1:00.366	1:00.416	
5	A. HAYES	16.401	S. NICHOLSON	22.940	L. POWER	21.246	S. NICHOLSON	1:00.668	1:00.739	
6	D. SKEER	16.477	D. SKEER	23.093	D. SKEER	21.248	A. HAYES	1:00.700	1:00.786	
7	S. NICHOLSON	16.525	M. STAUFFER	23.099	T. EDWARDS	21.291	D. SKEER	1:00.818	1:00.818	
8	L. POWER	16.567	L. POWER	23.181	J. TAYLOR	21.403	L. POWER	1:00.994	1:01.028	
9	J. TAYLOR	16.592	J. TAYLOR	23.260	T. BRAMICH	21.404	J. TAYLOR	1:01.255	1:01.432	
10	L. MITCHELL	16.703	T. LARGE	23.387	A. HAYES	21.416	T. BRAMICH	1:01.642	1:01.649	
11	T. BRAMICH	16.709	T. BRAMICH	23.529	R. BELLING	21.491	L. MITCHELL	1:01.858	1:02.014	
12	R. BELLING	16.841	L. MITCHELL	23.637	T. LARGE	21.499	T. LARGE	1:01.861	1:01.875	
13	T. LARGE	16.975	R. BELLING	23.707	L. MITCHELL	21.518	R. BELLING	1:02.039	1:02.212	
14	M. KUHNE	17.070	M. KUHNE	23.872	N. MAHON	21.599	M. KUHNE	1:02.735	1:02.900	
15	N. MAHON	17.312	N. MAHON	23.978	M. KUHNE	21.793	N. MAHON	1:02.889	1:03.140	
16	R. SELLEN	17.376	R. SELLEN	24.709	R. SELLEN	22.456	R. SELLEN	1:04.541	1:04.830	
17	J. LYTRAS	17.868	J. LYTRAS	25.217	J. LYTRAS	23.016	J. LYTRAS	1:06.101	1:06.436	

Scott Laing
 Chief Timekeeper - Scott Laing

Tom Williams
 Race Director - Tom Williams

Paul Hinds
 Clerk of Course - Paul Hinds



www.computime.com.au
 COMPUTIME RACE TIMING SYSTEMS PTY LTD





Wakefield Park Raceway

Round 3 : April 16 - 18



ASBK.COM.AU f t i y

AUSTRALIAN SUPERSPORT CHAMPIONSHIP


Practice 1

Date: 16/04/21
Event: P03
Weather: Mostly sunny - Temp: 15.1C
Track: Dry - Temp: 25.0C

Started at: 09:51:16
Laps: 25 Min
Starters: 17
Printed at: 10:29

RACE INFORMATION


Time	Description
09:51:16	Event Start
09:55:09	CRASH TURN 2 - RIDER UP
09:55:31	Rider 308 (John LYTRAS) CRASHED TURN 2 - RIDER UP
09:58:44	Red Flag
09:59:06	RED FLAG - BIKE STUCK AT TURN 1 - TO BE REMOVED
10:06:31	Event Resumed
10:18:23	Rider 68 (Luke POWER) CRASHED TURN 1 - RIDER UP
10:23:38	Rider 39 (Scott NICHOLSON) CRASHED TURN 9 - RIDER UP
10:24:14	Chequered Flag
10:27:27	Event Finish



Chief Timekeeper - Scott Lang



Race Director - Tom Williams



Clerk of Course - Paul Hinds



www.computime.com.au
COMPUTIME RACE TIMING SYSTEMS PTY LTD

